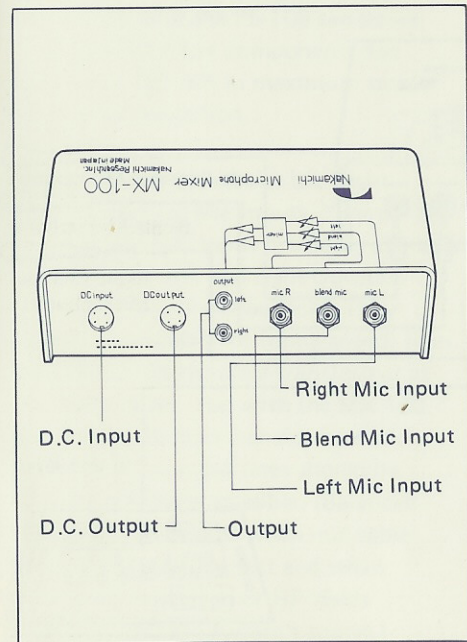
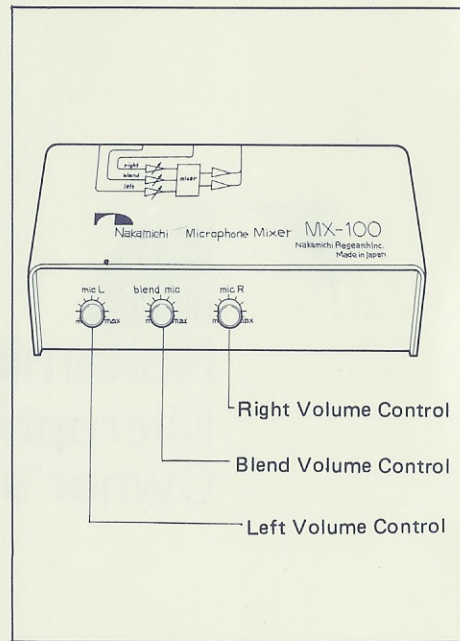


Nakamichi MX-100
Microphone Mixer
Owner's Manual

INTRODUCTION

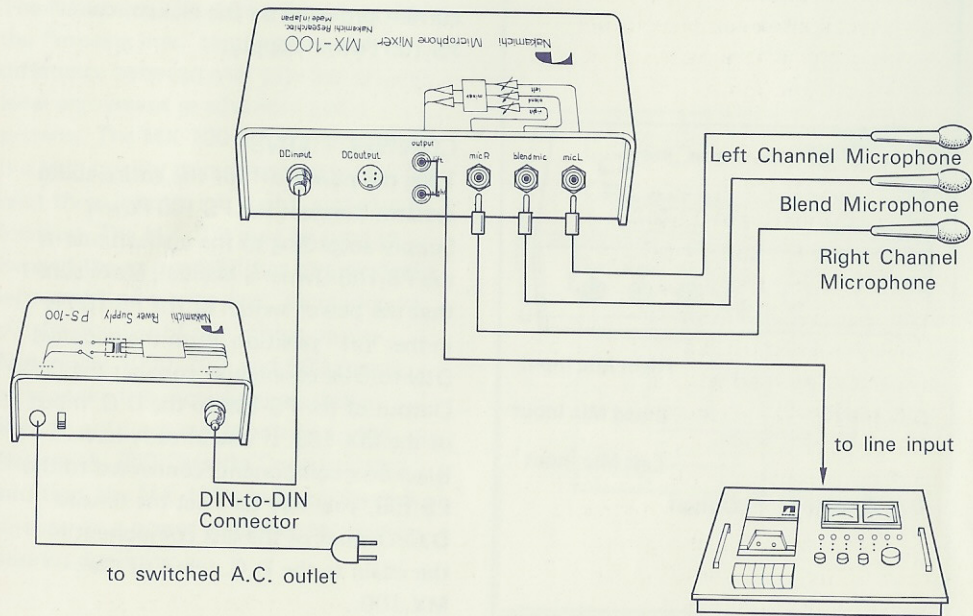
The Nakamichi BlackBox Series provides the "missing link" that is often the difference between near-satisfaction and total enjoyment in advanced audio systems. The MX-100 Microphone Mixer is a high-quality microphone preamplifier with three inputs: left, right, and blend (center). The MX-100 may be used to expand the mic capabilities of tape decks with mic/line mixing (e.g., increasing to six the number of mic inputs on the Nakamichi 1000, 700, and 500 decks), or to make live recordings on decks that do not have mic inputs (e.g., the Nakamichi 600 Cassette Console). In addition, the MX-100 can be connected directly to a power amplifier for public address applications.



The MX-100 requires ± 10 volts of direct current provided by the Nakamichi PS-100 Power Supply.

CONNECTIONS

Turn the power off for the entire audio system. Connect the PS-100 Power Supply according to the instructions in the PS-100 Owner's Manual. Make sure that the power switch of the PS-100 is in the "off" position. With the supplied DIN-to-DIN connector, connect the D.C. Output of the PS-100 to the D.C. Input of the MX-100. If you already have BlackBox components connected to the PS-100, you may connect the unused D.C. Output of the last component in the chain to the D.C. Input of the MX-100.



Remember that the PS-100 can power multiple BlackBox components not exceeding 200 mA in maximum total current consumption.

Connect microphones to the Right, Blend, and Left Mic Inputs. "Blend" is a center channel input providing identical signals to the left and right Outputs. These are 1/4-inch phone jacks. They accept two-conductor (unbalanced) lines. Balanced lines require a transformer at the input when used with the MX-100. Since even the best transformers add coloration, balanced lines should be avoided whenever possible. (Balanced lines are unavoidable when mic cable lengths exceed fifty feet and when strong AC induction or RF fields interfere with the system's sound.)

The MX-100 accepts microphones with an impedance between 200 and 1000 ohms. The inputs feature an extremely wide dynamic range, at least 70 dB over the 0.2 millivolt input sensitivity.

Connect the Outputs to the line inputs of a tape deck, or the "aux" inputs of a preamplifier, integrated amplifier, or receiver. Because each mic input has its own volume control, you may even connect the Outputs directly into a power amplifier for public address applications.

OPERATION

When using the MX-100 to make live recordings, start by setting the input levels of the tape deck 2/3 to 3/4 of the

way up. Then set the MX-100 Volume Controls for each microphone. If you find that you need to turn the MX-100 Volume Controls to maximum for sufficient record levels, then turn the tape deck's record levels up a bit.

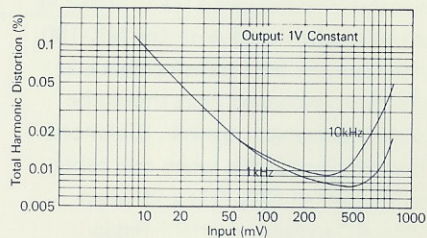
Conversely, if you find that the tape deck is getting sufficient record levels when the MX-100 Volume Controls are turned below half-way, then turn the tape deck's record levels down a bit. Use the tape deck controls for final adjustments.

For best signal-to-noise performance, turn the Volume Control for any unused input down to minimum.

Caution:

Keep the volume of your system low for a few seconds when you turn on the

power. This will allow time for the muting circuit of the MX-100 to release.



Input vs Total Harmonic Distortion

MX-100

Specifications

Power Consumption:	1 VA
Current Consumption:	50 mA
Distortion:	Less than 0.05% (up to 10 kHz, input and output @ 1 V)
Input Sensitivity:	0.2 mV
Input Impedance:	10K ohms (for low to medium Z mics)
Output Level/Impedance:...	100 mV/560 ohms
Max. Input Level:	1 V (+74 dB)
Dimensions:	190(W) x 60(H) x 110(D) millimeters
Weight:	1.2 kg

NAKAMICHI RESEARCH (U.S.A.), INC. Nakamichi Research, Inc.

220 Westbury Avenue
Carle Place, N.Y. 11514
Phone: (516) 333-5440
Telex: 144513 (NAKREI CAPL)

1101 Colorado Avenue
Santa Monica, Calif. 90401
Phone: (213) 451-5901
Telex: 652429 (NAKREI SNM)

1-153 Suzukicho, Kodaira, Tokyo
Phone: (0423) 42-1111
Telex: 2832610 (NAKREI J)
Cable: NAKAMICHI KOKUBUNJI